
Bolt-On Skirted Silo

Application Data Form

Date _____

Sheet _____ of _____

Site Information

City _____ State _____ Industry _____
Company Name _____ Division of _____
Address _____

Contact Information

Contact Name _____ Title _____
Tel _____ Fax _____

Originator Information

Form Completed by _____ Title _____
Tel _____ Fax _____

Vessel(s) Information

Total Number of Vessels Contained in this ADF _____

Equipment Use

Inventory Only Inventory & Control Active Process Control

Vessel and Application Data Source

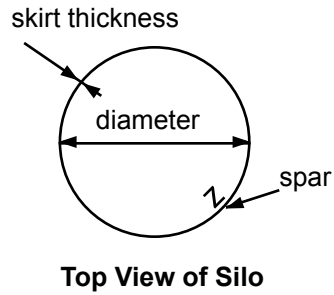
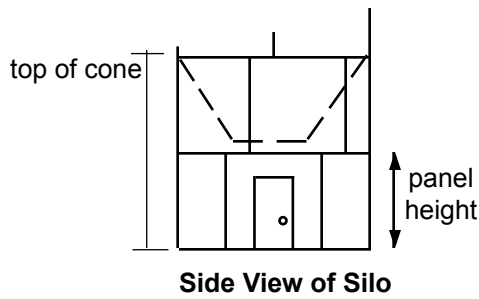
Phone Drawing(s) On-Site Visit

Describe the application and use of the measured levels in the vessels

To be completed by Kistler-Morse

S.O. # _____ REVIEWED BY _____ Date _____

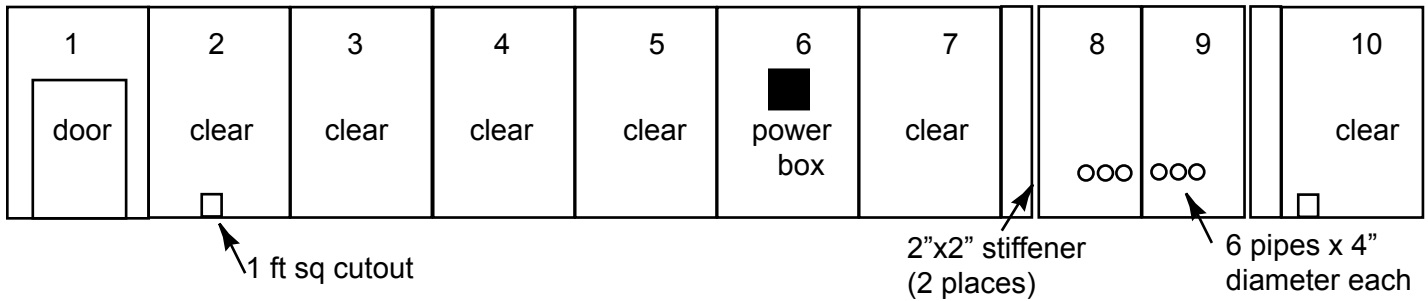
APPROVED BY _____ Date _____



Is the second tier clear for installation? Sketch below.

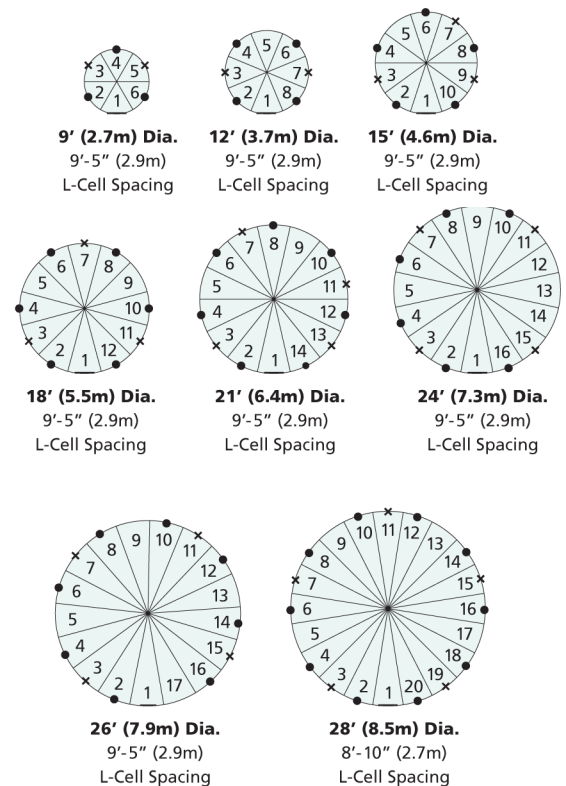
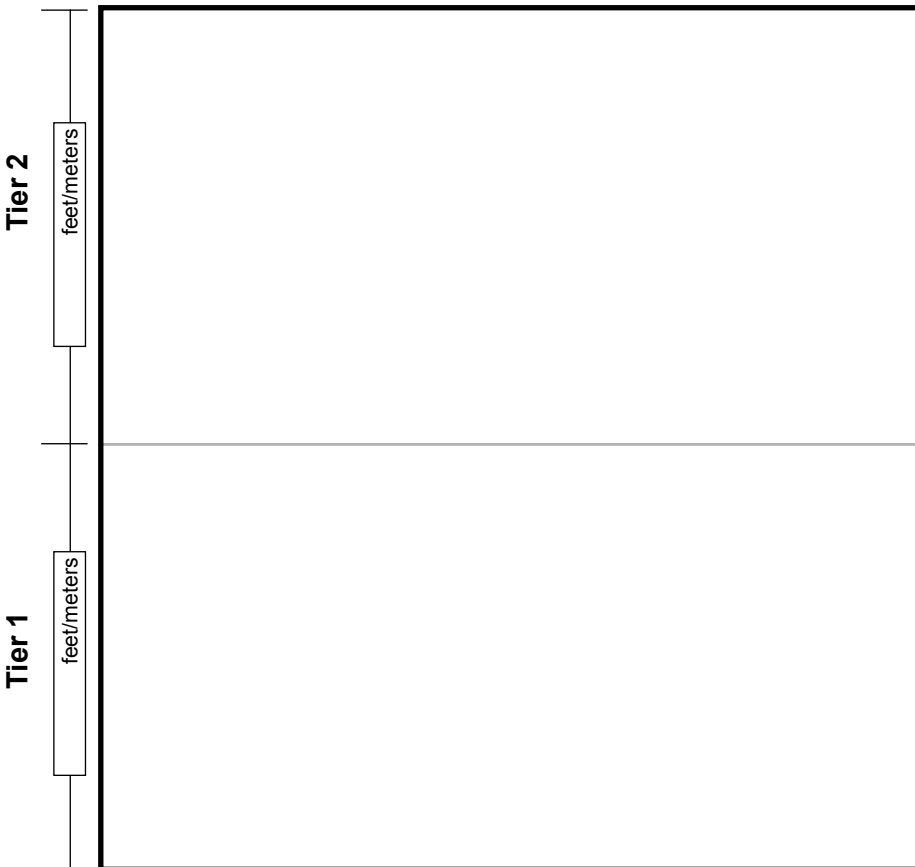
Example of Skirted Silo Panel Details

Note: Counting clockwise from panel 1, door panel.



Sketch Your Skirted Silo Configuration Below

Attach vessel/site drawings, photos, notes, etc. for further clarification.



Legend
● Sensor Set
X Junction Box
— Door



150 Venture Boulevard
Spartanburg, SC 29306
800.426.9010 - 864.574.2763
Fax: 864.574.8063
kistlermorse.com

97-5005 Rev J



©2014, Kistler-Morse. All rights reserved.
All data subject to change without notice.
Printed in the USA.