

# Rush to QwikConfig™ Group

 **Mini SureSite®**  
**QwikConfig™ Check List**  
**3 Day Turnaround**

Make a copy of this page ...then continue the step-by-step configuration process on the preceding page.

Fax Page: \_\_\_\_\_ of \_\_\_\_\_

When finished fax this completed Check List to:

**860-793-4500**

For assistance please call: 800-378-1600

**IMPORTANT:** This checklist must be accompanied by either a copy of the **Order Sheet** on Inside Back Cover or **your company's purchase order**. The Order Sheet is not required for quotes.

This is a  **Request for a Quote**. This is an  **Order**; P.O. # \_\_\_\_\_

Name \_\_\_\_\_

Company \_\_\_\_\_

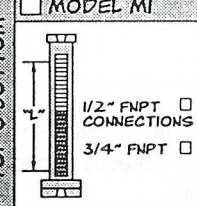
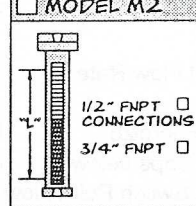
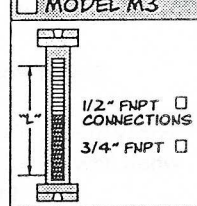
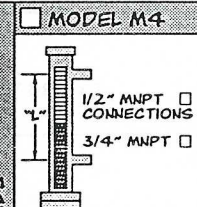
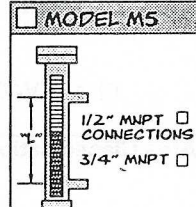
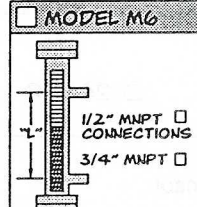
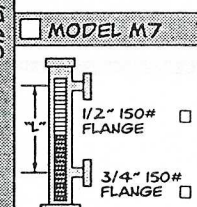
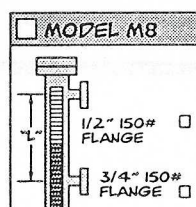
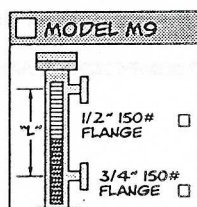
Street \_\_\_\_\_

City \_\_\_\_\_ State \_\_\_\_\_ Zip \_\_\_\_\_

Phone (\_\_\_\_\_) \_\_\_\_\_ Fax (\_\_\_\_\_) \_\_\_\_\_



Quantity Needed \_\_\_\_\_ (5 Piece Maximum on 3-Day Turnaround)

**1** **A. Connection Configuration:**  
 Check the box for the model of your choice.

|              |   |   |   |
|--------------|---|---|---|
| TOP & BOTTOM | <input type="checkbox"/> <b>MODEL M1</b><br><br>1/2" FNPT <input type="checkbox"/> CONNECTIONS<br>3/4" FNPT <input type="checkbox"/>   | <input type="checkbox"/> <b>MODEL M2</b><br><br>1/2" FNPT <input type="checkbox"/> CONNECTIONS<br>3/4" FNPT <input type="checkbox"/>   | <input type="checkbox"/> <b>MODEL M3</b><br><br>1/2" FNPT <input type="checkbox"/> CONNECTIONS<br>3/4" FNPT <input type="checkbox"/>   |
|              | <input type="checkbox"/> <b>MODEL M4</b><br><br>1/2" MNPT <input type="checkbox"/> CONNECTIONS<br>3/4" MNPT <input type="checkbox"/>   | <input type="checkbox"/> <b>MODEL M5</b><br><br>1/2" MNPT <input type="checkbox"/> CONNECTIONS<br>3/4" MNPT <input type="checkbox"/>   | <input type="checkbox"/> <b>MODEL M6</b><br><br>1/2" MNPT <input type="checkbox"/> CONNECTIONS<br>3/4" MNPT <input type="checkbox"/>   |
|              | <input type="checkbox"/> <b>MODEL M7</b><br><br>1/2" 150# FLANGE <input type="checkbox"/><br>3/4" 150# FLANGE <input type="checkbox"/> | <input type="checkbox"/> <b>MODEL M8</b><br><br>1/2" 150# FLANGE <input type="checkbox"/><br>3/4" 150# FLANGE <input type="checkbox"/> | <input type="checkbox"/> <b>MODEL M9</b><br><br>1/2" 150# FLANGE <input type="checkbox"/><br>3/4" 150# FLANGE <input type="checkbox"/> |
| SIDE/SIDE    | ↑<br>FLOAT ACCESS ON BOTTOM   | ↑<br>FLOAT ACCESS ON TOP  | ↑<br>FLOAT ACCESS ON TOP & BOTTOM   |

**2** Indication Length of Unit:  
  inches (96 inches, Max.)

**3** Application Environment:  
 A. Liquid Media: \_\_\_\_\_  
 B. Specific Gravity: \_\_\_\_\_ (0.8 Min.)  
 C. Operating Pressure  
  PSI (400 PSI, Max.)  
 D. Operating Temperature  
  ° (400°F, Max.)

**4** Indicating Flag Material:  
 Plastic (300°F, Max.)  White and Orange Flags  
 Aluminum (400°F, Max.)  Silver and Black Flags  
Required for fluid temperatures exceeding 300°F.

**5** Accessories (Optional):  
 A. Switch Module, SPST, 20VA. Quantity: \_\_\_\_\_  
 Standard  High Temp  Explosion Proof

B. Standard Scale  
 Inch Units  Feet and Inch Units

\*Manufactured for Indication Length Specified in Item #2 above.

**1** B. Vent 1/2" FNPT  Drain 1/2" FNPT   
 (M4-M9 only) (M4-M9 only)





# Fax

|                            |               |
|----------------------------|---------------|
| <b>To:</b> Centro, Inc.    | <b>From:</b>  |
| <b>Fax:</b> 901-357-1379   | <b>Pages:</b> |
| <b>Phone:</b> 800-344-3286 | <b>Date:</b>  |
| <b>Re:</b>                 | <b>CC:</b>    |

Please fill out this specification form and fax to one of the three locations:

Memphis: 901-357-1379

Little Rock: 501-835-2277

Nashville: 615-255-2212